



Ningbo Longlive was founded in 1980, covering an area of 30,000 square meters. We are specialized in manufacturing brass fittings and valves, exported to Europe, America, South America, Australia, Japan, Dubai, etc. There is the whole set of equipment of forging, stamping, casting, machining, polishing, plating, PVD and testing machines.

Since 2008 Longlive has been focusing on LEAD FREE products due to California State Law AB1953. We can produce



Spectrographic analysis



Roughness Comparison



Laser



Salt spray test



SPECIAL THREAD CMC MACHINE



Three coordinate measuring



Screw gauge



Hardness Tester



Thickness gauge



Vernier Caliper



Gauge

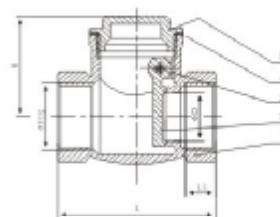
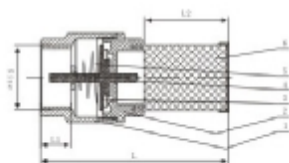


**LL-50003**

- 100% FACTORY PRESSURE TEST**  
 1. Nominal Pressure: 1.6Mpa  
 2. Thread: ISO 228/1:2000  
 3. Suitable Medium: Water  
 4. Working Temperature: -20°C ≤ t ≤ 150°C

No.	Component	Material
1	Body	Brass
2	Bonnet	Brass
3	Seal Gasket	NBR
4	Core	PVC or Brass
5	Spring	Stainless Steel
6	Net	Stainless Steel

SIZE	L	L1	L2
1/2"	68	13	25
3/4"	72	13	29
1"	84.5	14	37
1-1/4"	98.5	14	45
1-1/2"	116	14	53
2"	137	19	61
2-1/2"	137	19	62
3"	170	24	77.5
4"	185	24	79

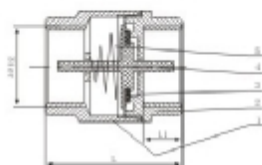


**LL-50001/50002**

- 100% FACTORY PRESSURE TEST**  
 1. Nominal Pressure: 1.6Mpa  
 2. Thread: ISO 228/1:2000  
 3. Suitable Medium: Water  
 4. Working Temperature: -20°C ≤ t ≤ 150°C

No.	Component	Material
1	Body	Brass
2	Bonnet	Brass
3	Seal Gasket	NBR
4	Core	PVC/Brass
5	Spring	Stainless Steel

SIZE	L	H
1/2"	43	11
3/4"	47	13
1"	51	14.5
1-1/4"	59.5	14.5
1-1/2"	68	14.5
2"	76	17
2-1/2"	80	20
3"	107	25
4"	110	26



**100% FACTORY PRESSURE TEST**

1. Nominal Pressure: 1.6Mpa  
 2. Thread: ISO 228/1:2000  
 3. Suitable Medium: Water & Non-Causticity Liquid & Saturated Steam  
 4. Working Temperature: -20°C ≤ t ≤ 100°C

No.	Component	Material
1	Body	Brass
2	Wedge Disc	Brass
3	Pin	Brass
4	Washer	PTFE
5	Bonnet	Brass

No.	Component	Material
1	Body	Brass
2	Net	Stainless Steel
3	Seal Gasket	PTFE
4	Bonnet	Brass

CODE	SIZE	ΦD	L	L1	H
LL-50005	1/2"	17.5	46.5	11	32
	3/4"	17	54.5	13	35.5
	1"	22.5	62	14	40
	1-1/4"	27	71	16	50
	1-1/2"	31.5	79	16	62
	2"	45	105	21	67
LL-50006	2-1/2"	57	121	21	74
	3"	62	125	21	79
	4"	91.5	159	26	105
	1/2"	13	55	11.5	39
	3/4"	19	67	13	44
	1"	23	72	13.5	52
	1-1/4"	30	90	14.5	62
	1-1/2"	37	97	15.5	72
	2"	47	113	16	91
	2-1/2"	60	150	19	115
3"	72	178	21	130	
4"	90	212	23	137	